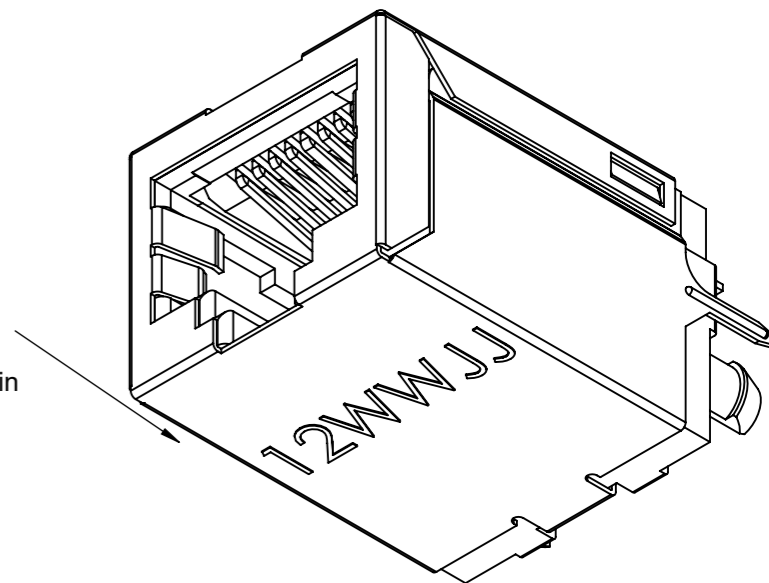
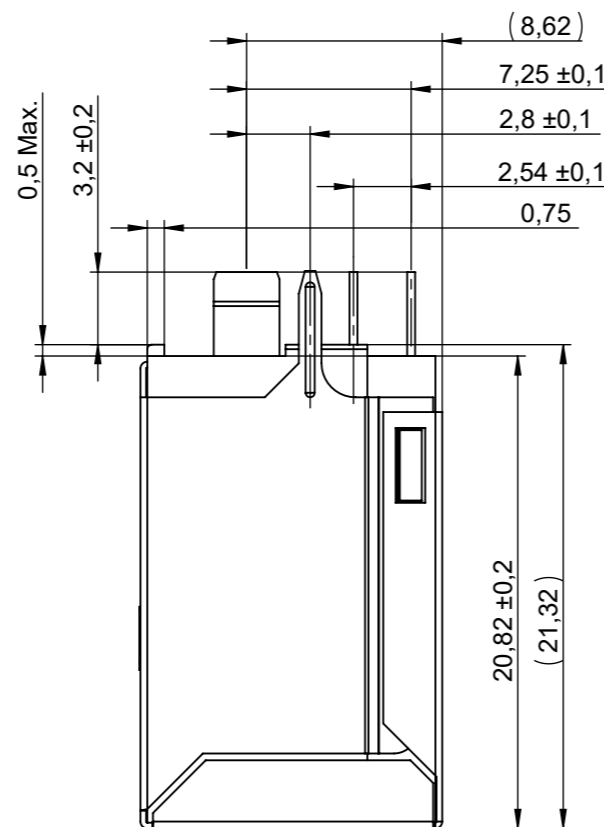
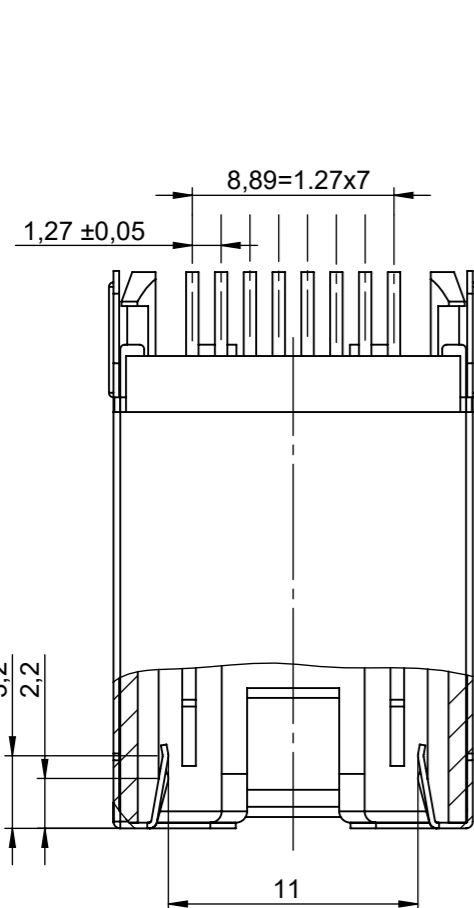
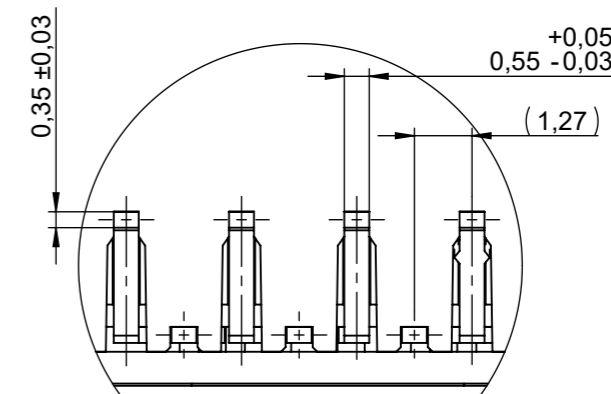


Date code (TypeWeekYear)
is printed on one side of the jack
Type: Y-ConJack-12 -> 12

Example:
120213: Y-Con-Jack-12 produced in
week 02 of 2013



DETAIL C
SCALE 6 : 1



Specification See	Customer-PS(090)A27
Packaging See	Customer-PI(090)A27

Yamaichi acts with all markings of the product exclusively on behalf of the customer as service provider and not as distributor. Yamaichi is not aware of the customer's end use/application. The customer indemnifies Yamaichi from any liability towards third parties in connection with the marking - with the exception of the legal exclusions of liability according to § 309 No. 7 BGB.

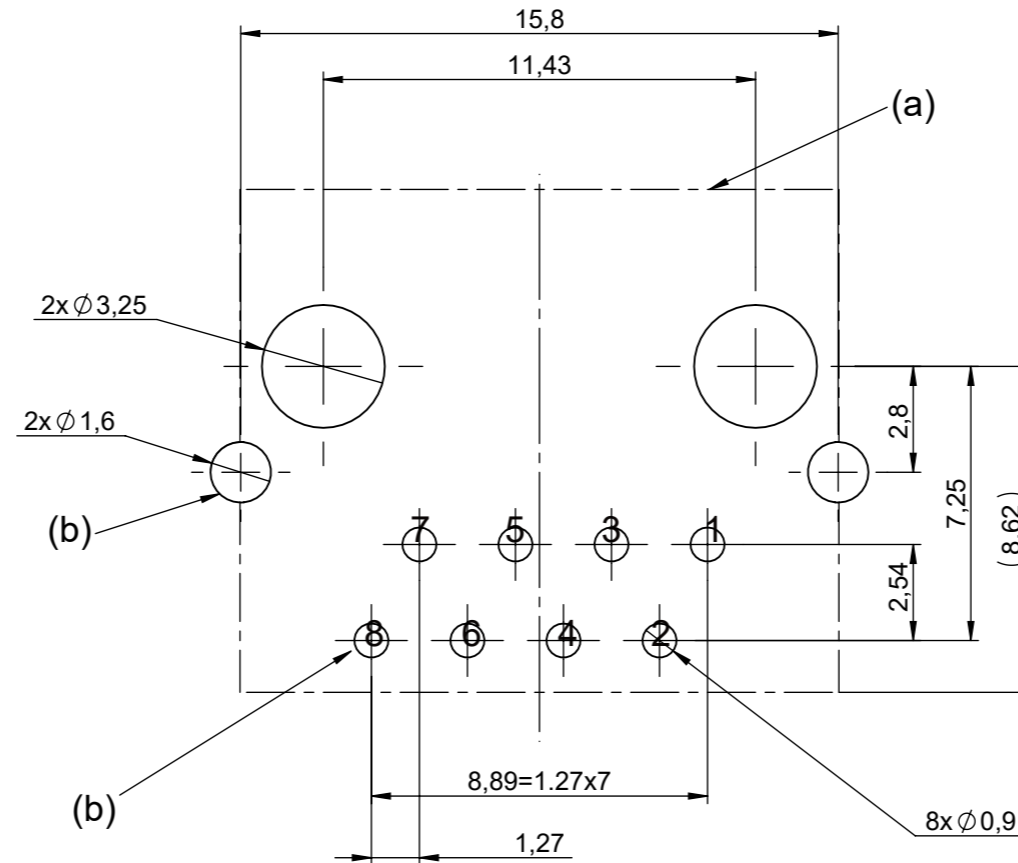
100%	Critical Dimensions to be inspected 100%.	CONFIDENTIAL	Customer Drawing		
	Critical Dimensions.		RoHS compliant acc. to directive 2011/65/EU		
<SPC>	Critical Dimensions. To determine Cmk & Cpk.		Specification/Drawing subject to alteration without prior notice.		
UNLESS OTHERWISE SPECIFIED : DIMENSIONS ARE IN MILLIMETERS		REVISION DESCRIPTION		ID	REV. DATE
TOLERANCES: ISO 2768-1 m (mittel) ISO 2768-2 K		F	Updated DRW	RIA	10.01.2019
		E	3D update	HAY	02.02.2017
		004	Added Packaging	RIA	03.07.2018
		003	Updated DRW	RIA	03.07.2018
		002	SPEC update	HAY	06.05.2015
ORDER / ARTICLE NO. 82-00091		DO NOT SCALE DRAWING		Description: Ethernet jack, 180°, 8(8)	
		ANGLE PROJECTION:	CREATED	HAY	10.12.2014
		FIRST	MODIFIED	RIA	03.07.2018
			RELEASED	RA	06.07.2018
WEIGHT:		SUBREV/05	T153	29.01.2024	SCALE: 3:1
				SHEET 1 OF 2	DIN A3 - ASSEMBLY
				Purchase No.: Y-CONJACK-12	
				Drawing No.: Customer-P(090)A27	
				REVISION: 004	



PCB Layout

Recommended PCB LAYOUT / TOP VIEW
 Dicke der Leiterplatte: 1,6±0,16mm
 Thickness of PCB: 1,6±0,16mm

(a) Jack contour outline
 (b) Plated holes



- 100% Critical Dimensions to be inspected 100%.
- Critical Dimensions.
- <SPC> Critical Dimensions. To determine Cmk & Cpk.

UNLESS OTHERWISE SPECIFIED : DIMENSIONS ARE IN MILLIMETERS

TOLERANCES:
 ISO 2768-1 m (mittel)
 ISO 2768-2 K

ORDER / ARTICLE NO. 82-00091

CONFIDENTIAL **Customer Drawing**

RoHS compliant acc. to directive 2011/65/EU Specification/Drawing subject to alteration without prior notice.
 The information contained in this drawing is the sole property of YAMAICHI ELECTRONICS DEUTSCHLAND GMBH. Any reproduction in part or whole without the written permission of YAMAICHI ELECTRONICS DEUTSCHLAND GMBH is prohibited.

	REVISION DESCRIPTION	ID	REV. DATE
F	Updated DRW	RIA	10.01.2019
E	3D update	HAY	02.02.2017
004	Added Packaging	RIA	03.07.2018
003	Updated DRW	RIA	03.07.2018
002	SPEC update	HAY	06.05.2015



DO NOT SCALE DRAWING		Description: Ethernet jack, 180°, 8(8)	
	ID	DATE	Purchase No.: Y-CONJACK-12
ANGLE PROJECTION:	CREATED HAY	10.12.2014	Drawing No.: Customer-P(090)A27 REVISION: 004
	MODIFIED RIA	03.07.2018	
	RELEASED RA	06.07.2018	
WEIGHT:	SUBREV05 T153	29.01.2024	SCALE: 1:1 SHEET 2 OF 2 DIN A3 - ASSEMBLY

Yamaichi acts with all markings of the product exclusively on behalf of the customer as service provider and not as distributor. Yamaichi is not aware of the customer's end use/application. The customer indemnifies Yamaichi from any liability towards third parties in connection with the marking - with the exception of the legal exclusions of liability according to § 309 No. 7 BGB.